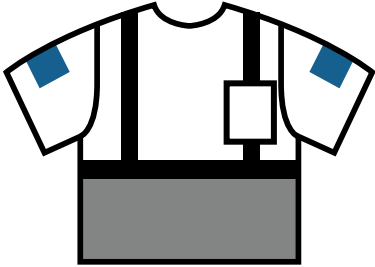
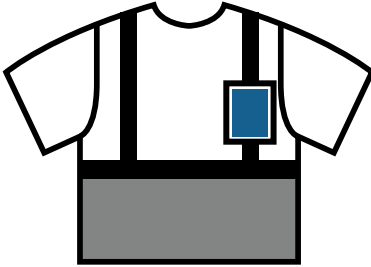


Our customer service team deals with imprint orders everyday, they can offer a lot of professional opinions on the best way to logo our garment. We are also training and educating all the ANSI/ISEA guidelines to our customer service team to make sure all your printed items to meet ANSI/ISEA standard.

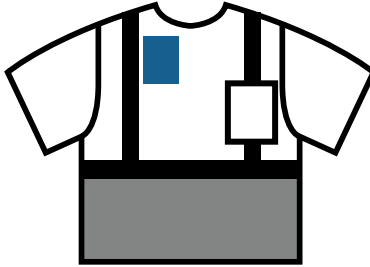
## CUSTOM LOGO PRINT AREAS AVAILABLE:



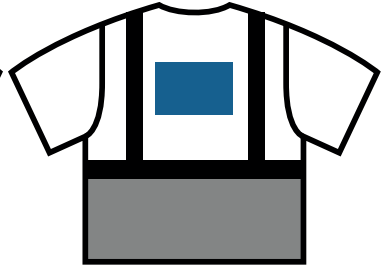
Left or Right Arm  
4"(W) X 4"(H) Max



Left Chest Pocket  
4"(W) X 4"(H) Max



Right Chest  
4"(W) X 4"(H) Max



Back  
9"(W) X 6"(H) Max

## STEPS FOR IMPRINT ORDERS:



### Virtual Proof

Our customer service team will create an virtual imprint proof to show how your logo look like on the garment including color, position and logo size.



### Logo Approval

Once you receive the proof from us, you can approve the proof or you can share your option to adjust the the proof as needed.




### Order Processing

Once the approval has been received, your order will be transferred to our warehouse for picking and pending for imprint.



### Start Printing

Once your order being picked and transferred to imprint department, our imprint department will schedule a time to start printing.



### Final Inspection and Shipping

Once the order finish imprint, we will inspect everything again and box up for shipping out via UPS or Fedex. Customer will receive the tracking number once the package leaves our warehouse.

### Turnaround / Production Time

Regular Season (Jan-Aug) :

**7-10 days**

Peak Season(Sep-Dec):

**10-14 days**